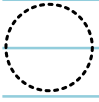
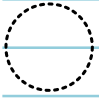
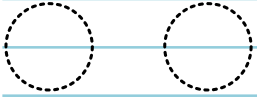
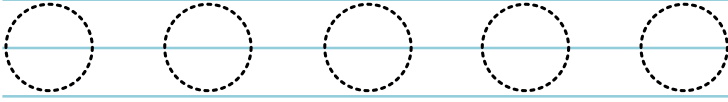
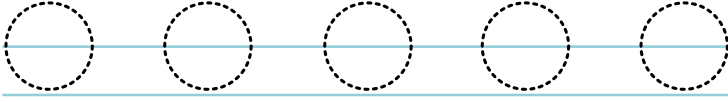

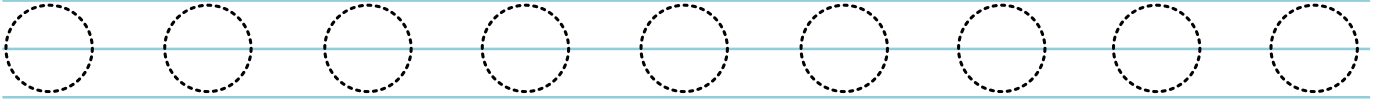
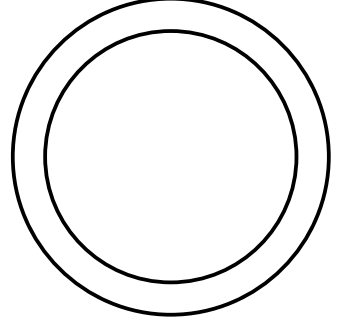

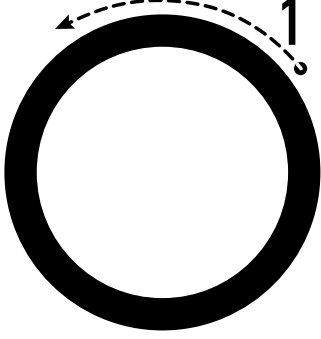


O HARFİNİ  
ÖĞRENİYORUM

İLK OKUMA  
YAZMA





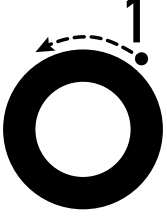
o HARFİNİ  
ÖĞRENİYORUM



ilkokulxoncesi

İLK OKUMA  
YAZMA

[www.ilkokuloncesi.com](http://www.ilkokuloncesi.com)



Handwriting practice lines for the letter 'o'. The page contains eight rows of blue horizontal lines. Each row starts with a dashed outline of the letter 'o' for tracing, followed by empty space for independent practice. The number of dashed 'o's per row decreases from 9 in the first row to 1 in the eighth row.